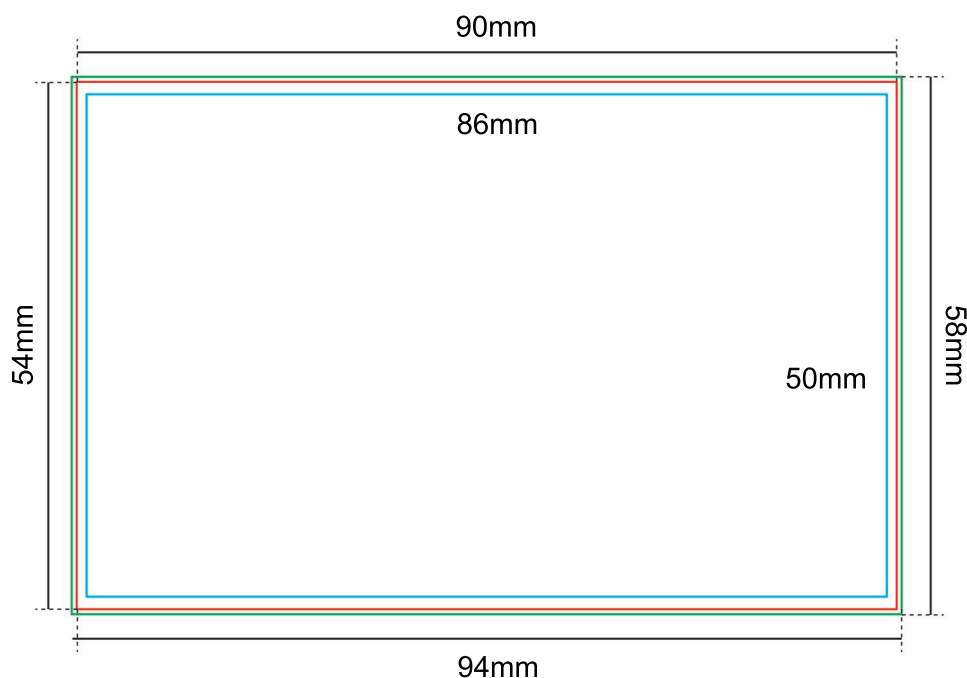


- Artwork Dimension : (Refer to diagram)
- Bleeding : **2.0mm**
- Margin (Safe Zone) : **2.0mm**

Example	Bleeding Size	Actual Size	Safe Zone Size
Business Card size 90mm x 54mm	94mm x 58mm	90mm x 54mm	86mm x 50mm



FILE FORMAT

Adobe Acrobat Document (*.pdf)

Provide better printing quality

TIFF Image (*.tiff)

Provide fairly good printing quality if the file is converted under certain specification

Setback : Blurred text or vector images compare with pdf file format

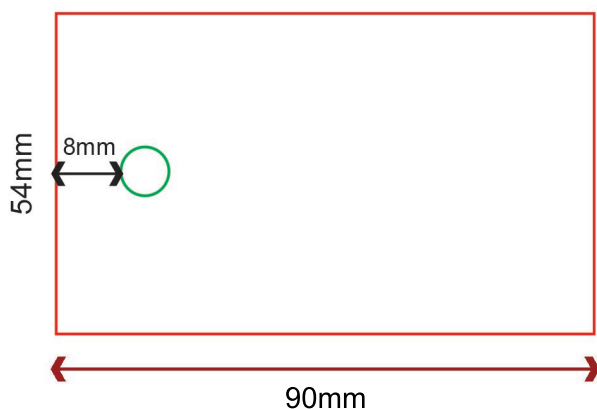
JPEG Image (*.jpg / *.jpeg)

Provide fairly good printing quality if the file is converted under certain specification

Setback : Blurred text or vector images compare with pdf file format

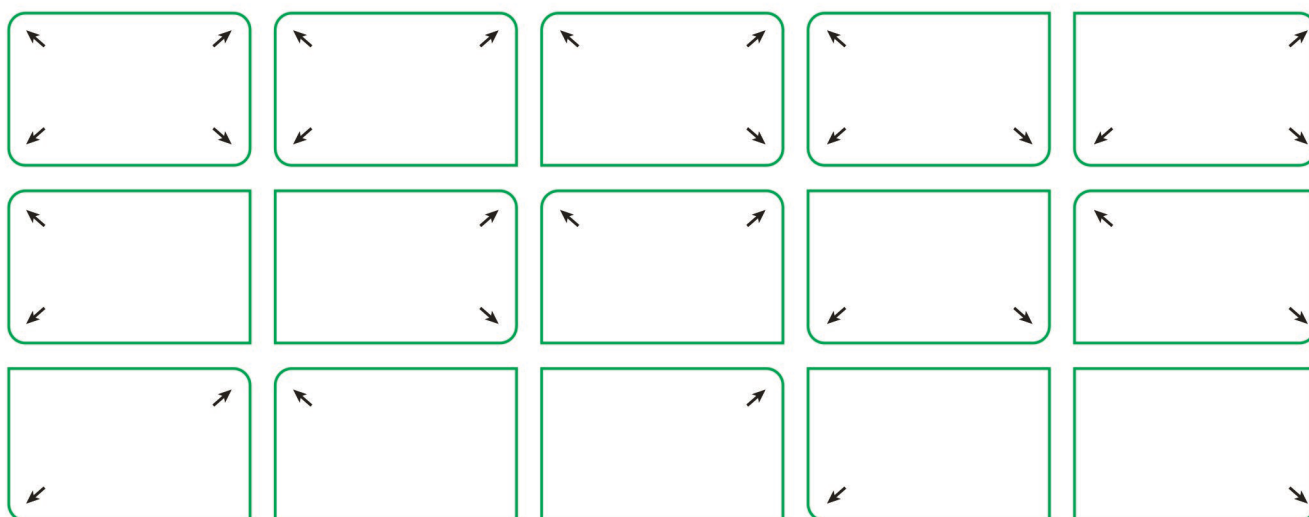
HOLE PUNCHING

- Diameter 3mm / Diameter 5mm
- 1 Hole at fixed position (Shorter side) at Centre of Top
- Not applicable for Thin Fold and Fat Fold



ROUND CORNER

- Radius 6mm
- 15 types of options
- Not Applicable for Thin and Fat Fold
- The round corner position if follow exactly as shown in ordering page diagram for either portrait or landscape.
- No rotation required.



ARTWORK

- Artwork is prepared in our Product Size Templates
- Background design expand to Full Bleed size
- Vital elements are within Safe Zone
- No crop marks are applied

DESIGN

- All images have been exported / converted : Background, design effects, photos, images to TIFF files (not including text / vector images)
- Never manipulate images in layout program
- Resolution : 300 dpi
- Color Mode : CMYK color mode

MARKING & TRAPPING

- Never apply any crop mark or trapping onto the files.

FILE FORMAT

- PDF File Format
Artwork is saved in required file format : **Adobe Acrobat Document (*.pdf)**
Resolution : **300 dpi**
Color Mode : **CMYK color mode**
Total File Size (front and back design) : **smaller than 20 MB**
- TIFF File Format
Artwork is saved in required file format : **TIFF file format (*.tiff)**
Resolution : **300 dpi**
Pixels Dimension : **1051 x 650 pixel**
Color Mode : **CMYK color mode**
Total File Size (front and back design) : **smaller than 20 MB**
- JPEG File Format
Artwork is saved in required file format : **JPEG file format (*.jpg)**
Resolution : **600 dpi**
Pixels Dimension : **2100 x 1300 pixel**
Color Mode : **CMYK color mode**
Total File Size (front and back design) : **smaller than 20 MB**

FINISHING

- For full details of how to prepare your artwork for finishing such as
 - Spot UV
 - Hot Stamping
 - Round Corner
- Kindly refer to the General Guidelines at our website.

FONTS

- No fonts of less than 4 pts
- Curve / Path / Create outline all fonts

LINE WEIGHT

- No lines are less than 0.25pts
- Color : CMYK mode

ARTWORK PREPARATION FOR FROSTED PLASTIC CARD

- For order with 4C + White
Page 1: White artwork with
Process Black Colour (K100)
Page 2: Printable artwork only (CMYK)
- For order with 4C
Page 1: Printable artwork only (CMYK)

White Base Artwork followed by Full colour Printing.

1st page - White Base Artwork**2nd page - Full colour Printing**

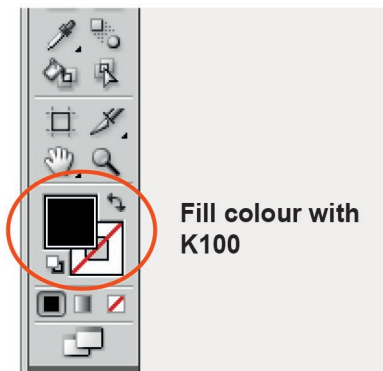
IMPORTANT NOTES IN PREPARING WHITE BASE ARTWORK

- Fill the artwork with black (K100) to indicate the area for white base.
- Rename colour to precisely **"White"** to indicate the area of white base instead "WHITE" or "white"
- Only use Adobe Illustrator to prepare the white base artwork.

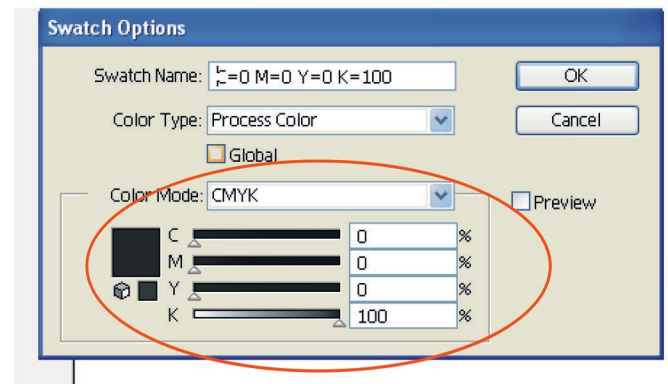
Rename the color swatch name by using Adobe Illustrator

1. Fill colour with **K100**
2. Double Click the colour at Swatches
3. At Swatch Option Choose Color Mode to **"Spot Color"** and rename the Swatch Name to **"White"**.
4. Double confirm by checking the artwork is filled with **K100** with **"White"** swatch name.

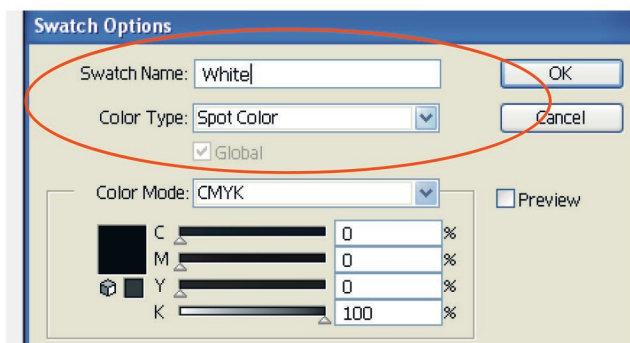
STEP 1



STEP 2



STEP 3



STEP 4

